

OPTO Shower

by Fethers

Freedom of Design

OPTO comes in three standard configurations (OPTO Inline, OPTO Square and OPTO Trio) to suit a multitude of bathroom layouts.

Adaptability

OPTO's standard shower kit is quickly and easily adaptable to slide from either left or right without the need for customisation.

Capacity

Doors can weigh up to 45kg in either 8mm or 10mm toughened glass.

Functionality

OPTO's sliding door function facilitates optimum use of space, even in the most confined bathroom environments.

Convenience

OPTO comes neatly and conveniently packaged in kit form preventing the likelihood of parts being lost or misplaced.

Installation Friendly

OPTO has been designed with installers in mind. The simple bolt together construction facilitates fast and easy installation. Simply cut the rail to size and bolt the screen together.

Ease of Operation

OPTO's sliding door function provides effortless operation.



OPTO Shower

by Fethers

Product Codes

- OPT1 Bracket
- OPT2 Door Stop
- OPT3 Floor Guide
- OPT4 Roller
- OPT5 Fixing
- OPT6 Bracket
- OPT7 Top Track (Up to 1650mm)
- OPT7 2400 (Top track up to 2400mm)

Technical Details

- Manufactured in Architectural Grade 304 Stainless Steel
- Maximum standard door/sidelight dimensions of 1650mm. Sizes up to 2400mm available.
- Maximum weight of door 45kg
- Suitable for 8mm and 10mm glass

Available Finishes

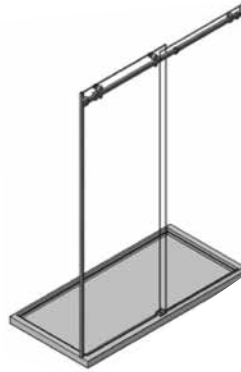
- Polished Stainless Steel
- Satin Stainless Steel

Specify at time of order

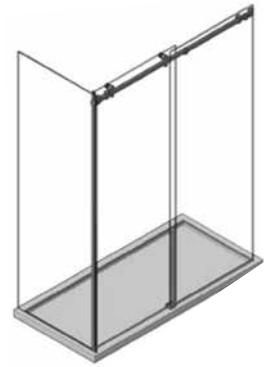
- OPTO Shower configuration
- Finish required
- SDH10 Sliding Door Handle (optional) see page G11

For more information please contact sales support (03) 8562 0888

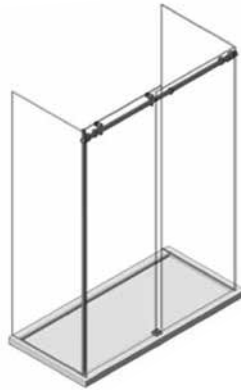
Configurations



opto
inline



opto
square



opto
trio

Components



OPT1 Bracket



OPT2 Door Stop



OPT3 Floor Guide



OPT4 Roller



OPT5 Fixing



OPT6 Bracket



OPT7 Rail



SDH10

Handle Option - See page G11